

# Leader L24

In this documentation you will find information about:

- Description
- Placement
- Maintenance
- Active / passive switch
- Connections
- Options
- Dynamic Damping Control
- Technical specifications

## Description

The L24 combines an outstanding sound quality, especially in close-by listening applications, with a very solid and efficient construction. The L24 is equipped with a SA1202 12" woofer and a SA8535C Ribbon Compact Driver. The two-way monitor can be used with the built-in passive cross-over network as well as with an external active bi-amplification system.

## Placement

The L24 is designed to be placed on the floor, in front of the musician. The L24 cabinet has a twin angle design, making positioning in two angles possible; 45 degrees and 60 degrees.

## Maintenance

Maintenance on the L24, especially on the drivers and filters, is best left to official Stage Accompany service personnel. However, cleaning of the cabinet can easily be done by yourself with a damp lint-free cloth.

## Active / passive switch

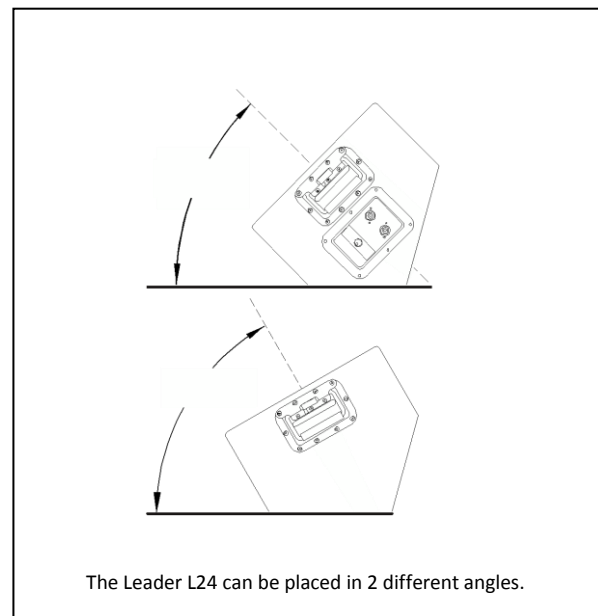
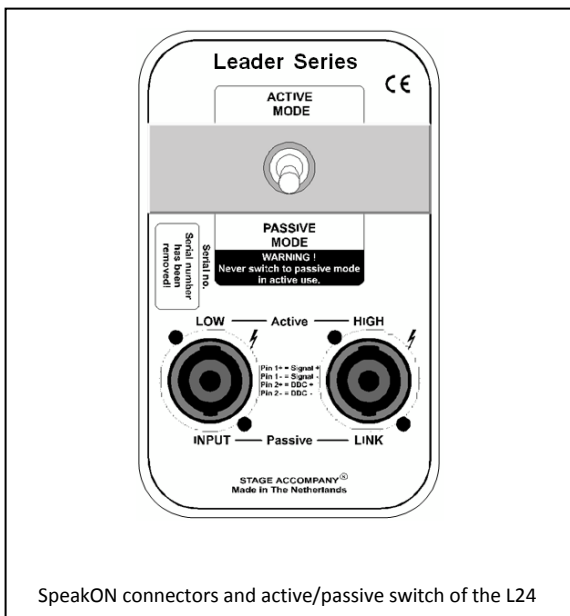
The 'active / passive' switch is located on the connector-panel of the L24 cabinet. This switch is countersunk to avoid mistakenly switching of the 'active/passive' mode (Caution: never switch to another mode when the cabinet is in use!).

## Connections

The L24 has two SpeakON NL4 connectors. If you use the L24 cabinet in 'passive' mode, read the descriptions below the connectors. If used in 'active' mode, read the descriptions above the connectors (Caution: incorrect connection when used in 'active' mode can cause damage to the loudspeaker components).

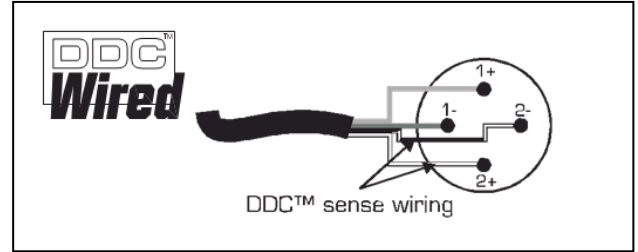
## Options

The L24 is standard finished in SA Black Protecture, but is also available in any possible RAL color (Multi Color Option). The L24 is also available with left and right hand rotated baffle. For road use there is also a flight case available.



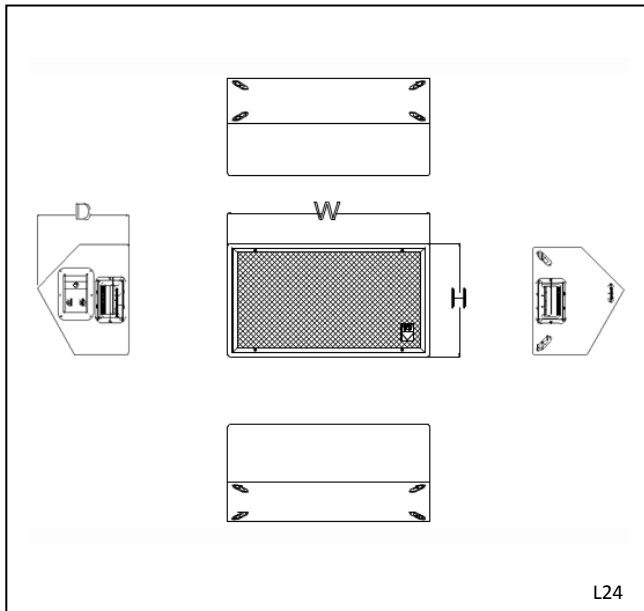
## Wiring for DDC™

For absolute top quality sound reproduction, the L24 is equipped with Dynamic Damping Control™. The DDC™ system is based on two loudspeaker wires that return from the speaker to the (SA) amplifier. The picture on the right shows the wiring of a SpeakON NL4 connector in combination with the DDC™ system.



## Technical specifications

Frequency response	: 80Hz – 30kHz (+/- 3dB)
Transducers	: 1 x SA1202, 12" LF driver 1 x SA8535C, neodymium HF driver
Cross-over frequency	: 1400Hz
Nominal impedance	: 8Ω (passive), 8Ω LF (active), 13Ω HF (active)
Sensitivity @ 1W/1m	: 99dB (passive), 100dB LF (active), 107dB HF (active)
Max. RMS power	: 400W (passive), 400W LF (active), 60W HF (active)
Max. Peak power	: 1000W (passive), 1000W LF (active), 1000W HF (active)
SPL program/peak	: 125dB/129dB (passive), 126/130dB LF (active), 125/137dB HF (active)
Coverage angles (@ 2kHz H x V)	: 70° x 40°
Enclosure construction	: 15mm Birch plywood, 2 handles, Protecture finish
Front	: expanded steel with acoustic transparent cloth
Color	: SA Black, other colors on request
Connectors	: 2 x SpeakOn NL4, 1 x Low / 1 x High (active), 1 x Input/1 x link (passive)
Physical dimensions (H x W x D)	: 380mm x 673mm x 325mm (15.0" x 26.5" x 12.8")
Weight	: 29kg (63.0lb)
Warranty	: 5 years limited (1 year on 'moving parts')



Stage Accompany bv  
Haven 28  
2984 BR Ridderkerk  
The Netherlands  
Tel: 31 (0)180 426225  
Fax: 31 (0)180 421831  
E-mail: info@StageAccompany.com

Copyright 2013 Stage Accompany bv .

The information in this document is continually being developed. Whilst every effort has been made to make it as accurate as possible, no warranty of accuracy is made or implied by the makers. Stage accompany shall have neither liability, nor responsibility to any person or entity with the respect to loss or damages in connection with or arising from the information contained in this document

***That's How Music Should Sound!***