



# Screen SL18

In this documentation you will find information about:

- Description
- Placement
- Maintenance
- Connections
- Options
- Dynamic Damping Control
- Recommendation
- Technical specifications

## Description

The SL18 is a high performance ultra-low frequency cabinet, with a single SA1806N long-excursion neodymium woofer with a 4" voice-coil in an ultra-slim sized, heavily internally reinforced with 36mm baffle, MDF cabinet.

The SL18 is recommended for applications where high quality deep fundamental sub-bass enhancement is needed where limited placement space is available.

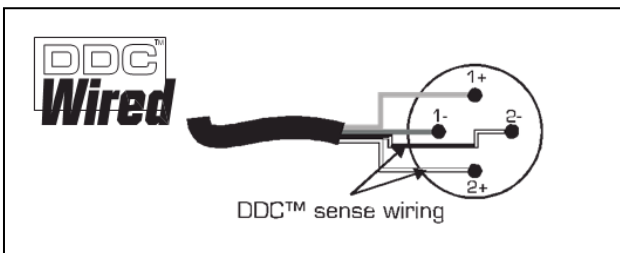
## Placement

The Super Space Saving design enables the SL18 to be flown behind the screen with a minimum of space required. Mounting is done by attaching cable or chain to two eyebolts, which are located on the sides of the cabinet. The SL18 can also be placed on a speaker dolly, platform or on the floor, since the bass reflex vents are located on one of the sides of the cabinet.

Please note that bass-response may vary with the position of the cabinet, through "acoustic coupling"! (floor, ceiling and wall reflections).

## Wiring for DDC™

For absolute top quality sound reproduction, the SL18 is equipped with Dynamic Damping Control™. The DDC™ system is based on two loudspeaker wires that return from the speaker to the (SA) amplifier. The picture on the right shows the wiring of SpeakON NL4 connector in combination with the DDC™ system.



## Maintenance

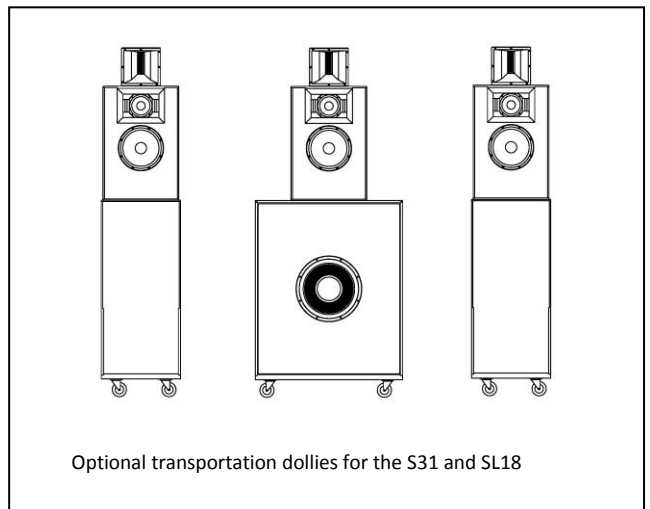
Maintenance on the SL18, especially on the drivers, is best left to official Stage Accompany service personnel. However, cleaning of the cabinet can easily be done by yourself with a damp lint-free cloth.

## Connections

The SL18 has two SpeakON NL4 connectors. (Caution: when linking, make sure nominal impedance stays within amplifier specification!).

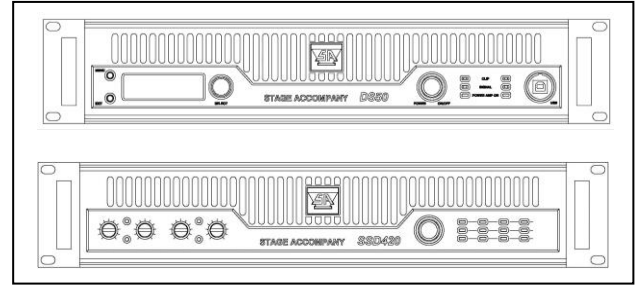
## Options

The SL18 is standard finished in SA Black Protecture, but is also available in any possible RAL color (Multi Color Option™). If desired, specially crafted dollies are available on request.



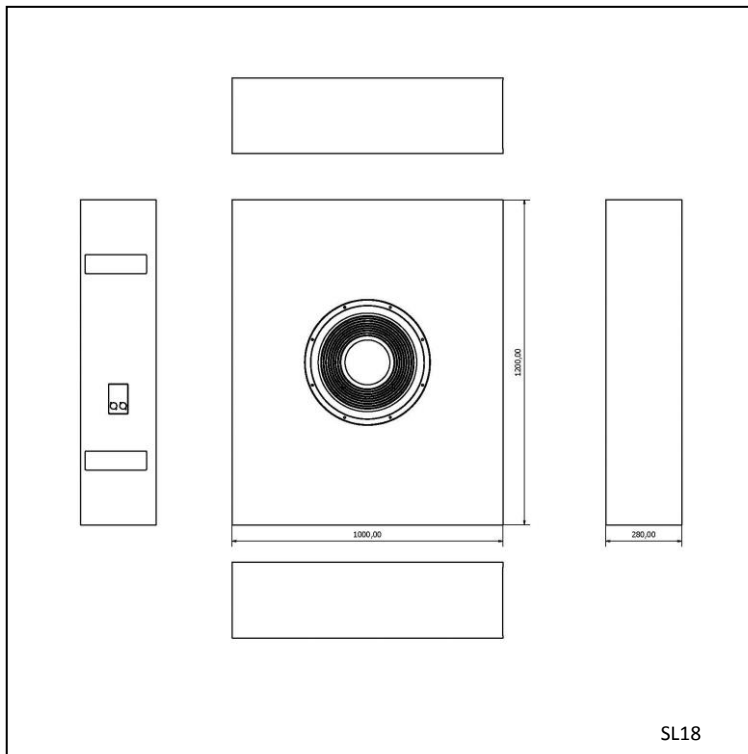
## Recommendation

To use the SL18 we recommend the SSD420 (4-channel) or DS50 (2-channel) power amplifier. The SSD420's optional Extended Function Network (EFN™) provides dedicated filtering, power optimizing and protection for the SL18. By using the DS50, dedicated DSP presets can be selected for optimum use of the SL18.



## Technical specifications

Frequency response	:	39Hz – 100Hz (+/- 3dB)
Transducers	:	1 x SA1806N, 18" LF driver
Recommended cross-over frequency	:	100Hz
Nominal impedance	:	8Ω
Sensitivity @ 1W/1m	:	98dB
Max. RMS power	:	1000W
Max. Peak power	:	2000W
SPL program/peak	:	128dB/136dB
Enclosure construction	:	18mm MDF (36mm MDF baffle), Protecture finish
Color	:	SA Black, other colors on request
Front	:	n.a.
Connectors	:	2 x SpeakOn NL4 (linked)
Physical dimensions (H x W x D)	:	1200mm x 1000mm x 280mm (47.2" x 39.4" x 11")
Weight	:	74.1kg (163.3lb)
Warranty	:	5 years limited (1 year on 'moving parts')



Stage Accompany bv  
Haven 28  
2984 BR Ridderkerk  
The Netherlands  
Tel; 31 (0)180 426225  
Fax: 31 (0)180 421831  
E-mail: info@StageAccompany.com

Copyright 2014 Stage Accompany bv .  
The information in this document is continually being developed. Whilst every effort has been made to make it as accurate as possible, no warranty of accuracy is made or implied by the makers. Stage accompany shall have neither liability, nor responsibility to any person or entity with the respect to loss or damages in connection with or arising from the information contained in this document

***That's How Music Should Sound!***