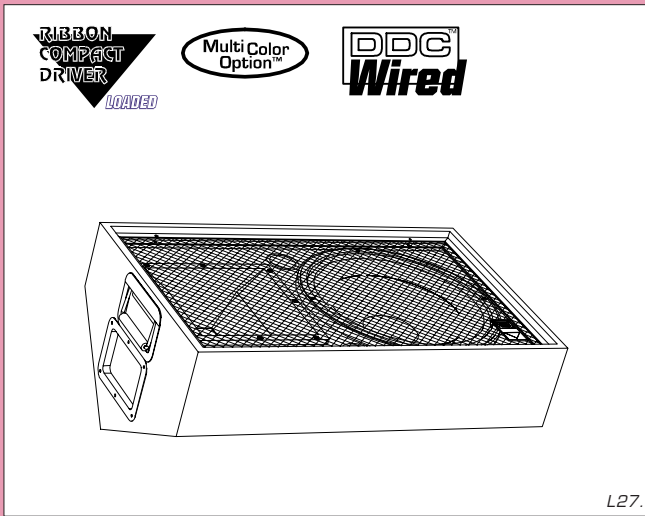




stage accompany

Technical specifications L27



Leader L27

In this documentation you will find information about:

- Placement
- Connection
- Active/Passive switch
- Maintenance
- Options
- Dynamic Damping Control™
- Recommendation
- Technical specifications

Placement

The L27 is designed to be placed on the floor, in front of the musician. The L27 cabinet has a twin angle design, making positioning in 2 angles possible; 45 degrees and 60 degrees.

Connection

The L27 has two 4-pole Speakon connectors. If you use the L27 cabinet in 'passive' mode, read the mentions below the connectors. If used in 'active' mode, read the mentions above the connectors (Caution: Incorrect connection when used in 'active' mode can cause damage to the loudspeaker components).

Active/Passive switch

The 'active/passive' switch is located on the connector-panel of the L27 cabinet. This switch is submerged to avoid mistakenly switching of the 'active/passive' mode (Caution: Never switch to another mode when the cabinet is in use!).

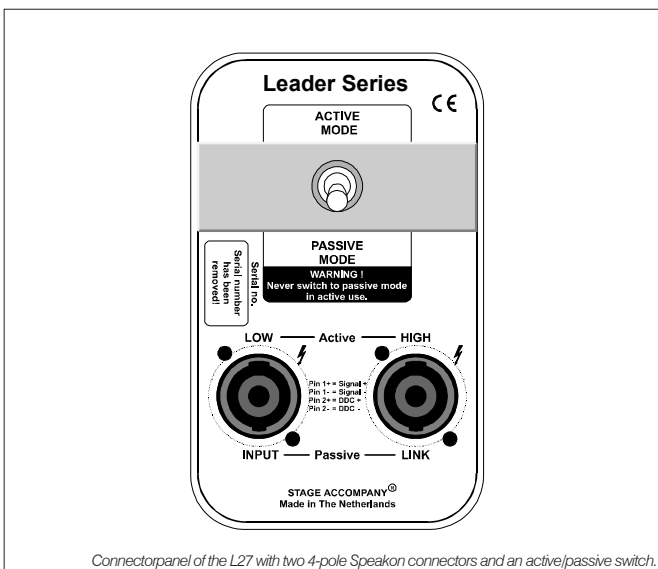
Maintenance

Maintenance on the L27, especially on the drivers and filters is best left to official Stage Accompany service personnel. However, cleaning of the housing can easily be done by yourself with a damp, non fluffing cloth.

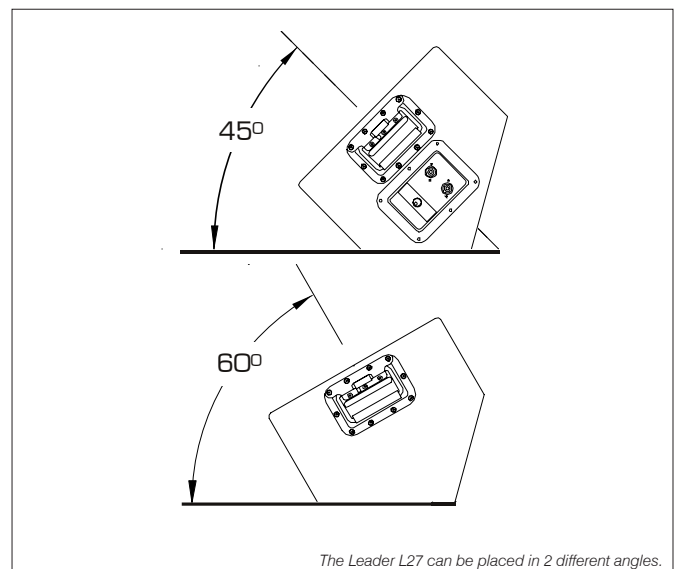
Options

The L27 is standard finished in SA Black and is also available in any possible RAL color (Multi Color Option™).

The L27 is available with left and right hand rotated baffle. For road use there is also a flightcase available.



Connectorpanel of the L27 with two 4-pole Speakon connectors and an active/passive switch.

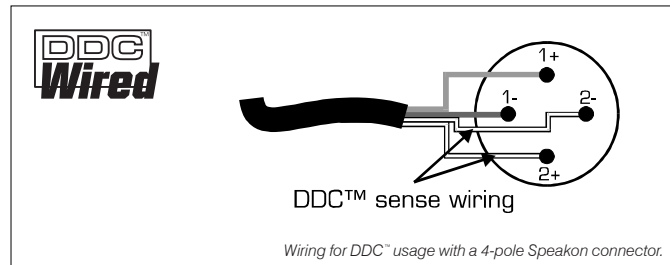


The Leader L27 can be placed in 2 different angles.

Dynamic Damping Control DDC™

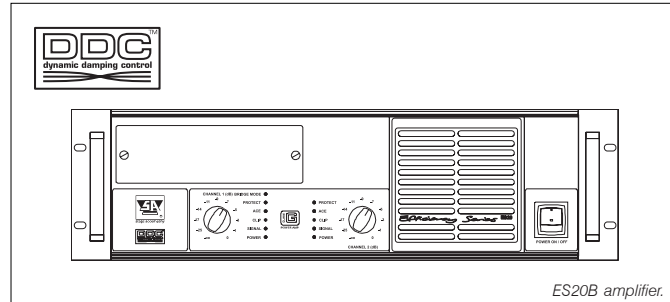
For absolute top quality sound reproduction, the L27 is completely pre wired for Dynamic Damping Control™.

The DDC™ system is based on 2 loudspeaker wires that return from the speaker to the (SA) amplifier. Through these "sense wires" the amplifier can compensate the speaker cable and connector resistance, ensuring maximum control over the speaker cone movement.



Recommendation

To use the L27 we recommend the ES20B power amplifier. This amplifier is standard equipped with DDC™, resulting in a virtually infinite amplifier damping factor at the speaker terminals. To use the DDC™ system with an ES20B amplifier, use Stage Accompany 4-pole LW Speakon cable. The ES20B's Extended Function Network (EFN™) module can provide suitable filtering within the amplifier.

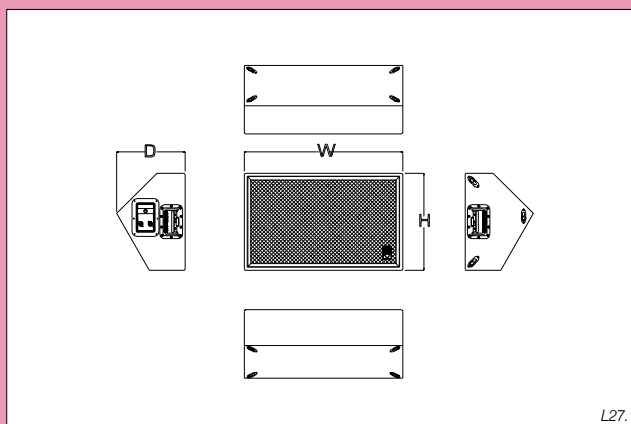


Technical specifications

Passive mode

Active mode

Frequency response	: 70 Hz - 30 kHz (+/- 3dB)	
Drivers	: 1 x SA 1502 LF driver; 1 x SA 8535C MF/HF driver	
Cross-over frequency	: 1400 Hz	
Nominal impedance	: 8 Ohm	8 Ohm (LF) 13 Ohm (HF)
Sensitivity @ 1W/1m	: 99 dB	100 dB (LF) 107 dB (HF)
Max. RMS power	: 400 W	400 W (LF) 60 W (HF)
Max. Peak power	: 1000 W	1000 W (LF) 1000 W (HF)
SPL program/peak (dB)	: 125/129	126/130 (LF), 125/137 (HF)
Dispersion (2 kHz H x V)	: 70° x 40°	
Color	: SA Black, other colors on request	
Front	: Expanded metal grille + acoustic transparent cloth	
Connectors	: 2 x 4 pole Speakon; 1 x Input, 1 x Link	
Physical dimensions (h x w x d)	: 460 x 751 x 325 mm (18.1 x 29.6 x 12.8 in.)	
Weight	: 31 kg (63 lb)	



Stage Accompany
Anodeweg 4
1627 LJ HOORN
The Netherlands
Tel: +31 (0)229 282930
Fax: +31 (0)229 282920
E-mail: info@StageAccompany.com

© Copyright 1999-2005 Stage Accompany.

The information in this document is continually being developed. Whilst every effort has been made to make it as accurate as possible, no warranty of accuracy is made or implied by the makers. Stage Accompany shall have neither liability, nor responsibility to any person or entity with respect to loss or damages in connection with or arising from the information contained in this document.

www.StageAccompany.com

That's How Music Should Sound!