



stage accompany



Screen SL30

In this documentation you will find information about:

- Description
- Placement
- Connection
- Options
- Dynamic Damping Control™
- Recommendations

Description

The SL30 is a high performance low frequency cabinet, with double SA 1513 long-excursion woofers with 4-in. voice-coils in an ultra-slim sized MDF cabinet. The SL30 is recommended for applications where high quality bass enhancement is needed where limited placement space is available.

Placement

The Super Space Saving design enables the SL30 to be flown behind the screen with a minimum of space required. Mounting is done by attaching cable or chain to two eyebolts, which are located on the side of the cabinet.

The SL30 can also be placed on a platform or on the floor, since the bass reflex vents are located on the sides of the cabinet.

Please note that bass response may vary with the position of the cabinet, through "acoustic coupling" (floor, ceiling and wall reflections).

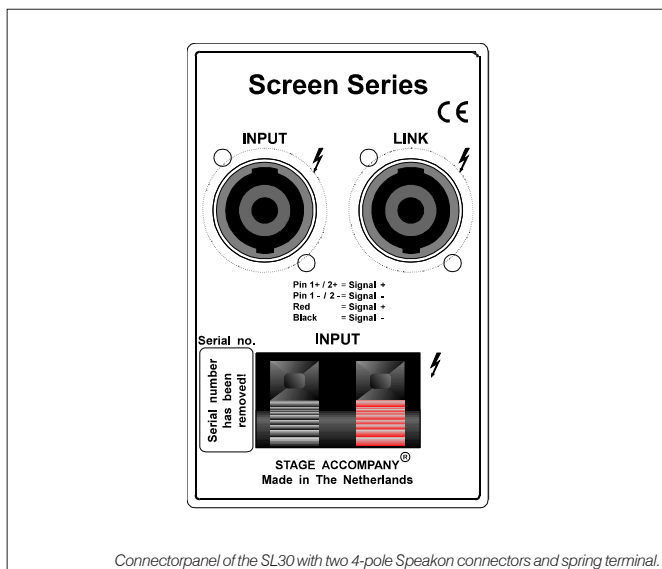
Connection

The SL30 has two 4-pole Speakon connectors ("input", "link") and one spring-terminal connector (for connecting loose wires). When using Speakon connectors you can use the "input" socket for signal input; in case you want to connect several SL30 cabinets to the same channel, the "link" socket can be used. **Caution!** When linking, make sure nominal impedance stays within amplifier specification!

When using the spring-terminals, be aware of the right polarity (see connector panel).

Options

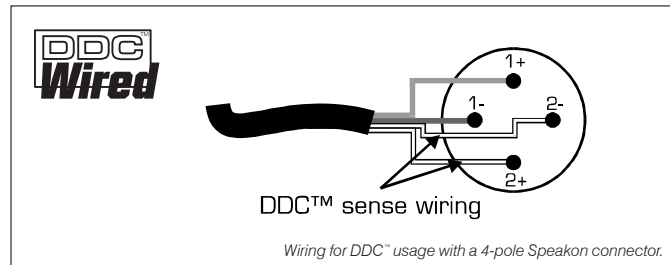
The SL30 is standard finished in SA Black Protecture™ and is also available in any possible RAL color through "Multi Color Option™".



Dynamic Damping Control

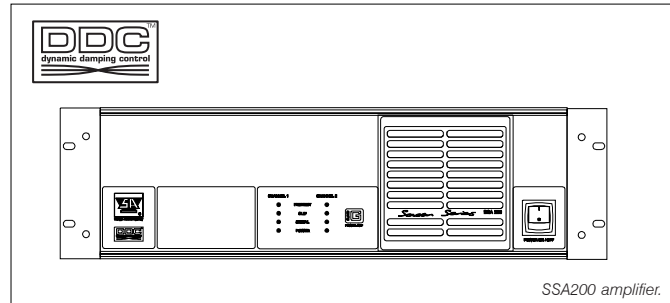
For absolute top quality sound reproduction, the SL30 is completely pre-wired for Dynamic Damping Control™. The DDC™ system is based on two additional (loudspeaker) wires between speaker and the (SA) amplifier. Through these "sense" wires, the DDC™ circuitry in the amplifier compensates speaker cable and connector resistance, ensuring maximum control over the speaker cone movement.

Furthermore, with DDC™, distortion is reduced substantially.



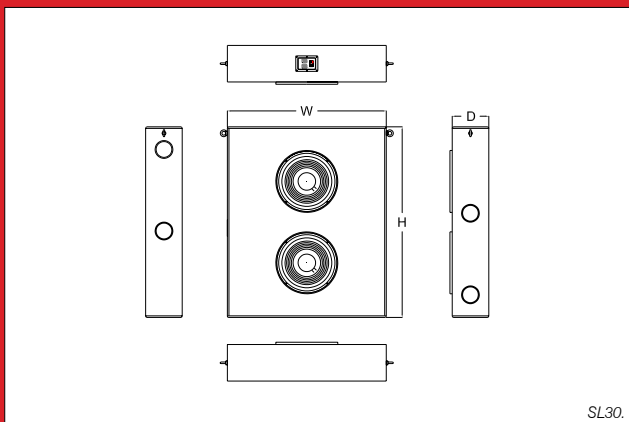
Recommendation

To use the SL30 we recommend the SSA200 power amplifier. This amplifier is standard equipped with DDC™, resulting in a virtually infinite damping factor at the speaker terminals. To use the DDC™ system with a SSA200 amplifier, use 4-core speaker cable. The SSA200's Extended Function Network ("EFN™") provides dedicated filtering, power optimizing and protection for the SL30 (EFN-DP).



Technical specifications

Frequency response	: 39 Hz - 100 Hz (+/- 3dB)
Drivers	: 2 x SA 1513 driver
Recom. cross-over freq.	: 100 Hz
Nominal impedance	: 4 Ohm
Sensitivity @ 1W/1m	: 98 dB
Max. RMS power	: 800 W
Max. Peak power	: 2000 W
SPL program/peak (dB)	: 127/131
Dispersion (100 Hz H x V)	: Omni
Color	: SA Black, other colors on request
Front	: n.a.
Connectors	: 2 x 4 pole Speakon; 1 x Input, 1 x Link, 1 x Spring terminal
Physical dimensions (h x w x d)	: 1200 x 1000 x 230 mm (47.2 x 39.4 x 9.1 in.)
Weight	: 67.2 kg (148.1 lb)
Warranty	: 5 years limited (1 year on "moving parts")



Stage Accompany
Anodeweg 4
1627 LJ HOORN
The Netherlands
Tel: +31 (0)229 282930
Fax: +31 (0)229 282920
E-mail: info@StageAccompany.com

© Copyright 2001-2005 Stage Accompany.

The information in this document is continually being developed. Whilst every effort has been made to make it as accurate as possible, no warranty of accuracy is made or implied by the makers. Stage Accompany shall have neither liability, nor responsibility to any person or entity with respect to loss or damages in connection with or arising from the information contained in this document.

www.StageAccompany.com

That's How Music Should Sound!